


The Gauhati High Court at Guwahati

(The High Court of Assam, Nagaland, Mizoram and Arunachal Pradesh)

Final Tabulation of Marks (RANK WISE) of 53 candidates who have qualified in the Viva voce

held in connection with direct recruitment to Grade-III of Assam Judicial Service (Advt. dtd 2-12-2014)


Sl No.	Roll No	Gender	DoB	Category	Marks awarded in each Paper of written exam				Total marks obtained in written (F+G+H+I)	Percentage marks (J / 400 x 100)	Paper-V (Qualifying paper)	Marks awarded by Hon'ble Interview Board members			Average marks obtained in Interview (M+N+O)/3	Grand Total marks obtained by candidate (J+P)
					P-I	P-II	P-III	P-IV				Interviewer# 1	Interviewer #2	Interviewer# 3		
A	B	C	D	E	F	G	H	I	J	K	L	M	N	O	P	Q
1	1228	Female	15/12/1990	General	60.0	82.0	85.5	70.0	297.5	74.38	40.5	46	45	45	45.33	342.83
2	4154	Female	04/12/1989	General	70.0	77.0	70.0	76.5	293.5	73.38	41	35	33	40	36	329.5
3	4376	Male	04/02/1987	General	77.0	70.0	65.0	77.5	289.5	72.38	36.5	38	35	35	36	325.5
4	4749	Male	17/03/1989	General	60.0	79.0	76.5	68.0	283.5	70.88	41.5	35	38	40	37.67	321.17
5	4340	Male	01/03/1979	General	76.0	76.0	65.5	72.0	289.5	72.38	44	36	26	29	30.33	319.83
6	2537	Male	01/02/1984	General	74.0	73.0	60.5	69.5	277	69.25	43	41	42	42	41.67	318.67
7	3826	Female	13/02/1990	OBC	72.0	70.0	68.0	64.0	274	68.50	35.5	44	43	45	44	318
8	1093	Female	23/02/1982	General	75.0	66.0	65.5	71.5	278	69.50	34	33	40	39	37.33	315.33
9	1870	Male	01/03/1979	General	68.0	80.0	69.5	56.5	274	68.50	41.5	40	38	42	40	314
10	4763	Female	29/12/1987	General	64.0	66.0	78.0	68.5	276.5	69.13	37.5	31	32	37	33.33	309.83
11	1373	Female	17/10/1987	General	78.0	67.0	57.5	70.0	272.5	68.13	43	35	31	40	35.33	307.83
12	1153	Female	09/10/1989	OBC	59.0	74.0	57.0	72.0	262	65.50	43.5	45	46	44	45	307
13	1809	Male	05/07/1988	General	51.0	78.0	76.5	65.5	271	67.75	28.5	35	36	36	35.67	306.67
14	3154	Male	11/11/1987	PWD	67.0	66.0	57.5	73.5	264	66.00	39	40	40	45	41.67	305.67
15	3943	Male	25/06/1988	General	60.0	70.0	75.0	63.0	268	67.00	33.5	32	38	40	36.67	304.67
16	4191	Male	30/06/1987	OBC	60.0	60.0	73.0	70.5	263.5	65.88	38.5	37	36	42	38.33	301.83
17	4998	Male	08/08/1990	General	64.0	77.0	66.0	52.5	259.5	64.88	34.5	42	42	42	42	301.5
18	4492	Male	05/01/1986	STP	57.0	68.0	70.5	70.5	266	66.50	31	32	32	41	35	301
19	2000	Female	16/06/1990	General	68.0	65.0	73.5	59.0	265.5	66.38	34	34	32	40	35.33	300.83



Sl No.	Roll No	Gender	DoB	Category	Marks awarded in each Paper of written exam				Total marks obtained in written (F+G+H+I)	Percentage marks (J /400 x 100)	Paper-V (Qualifying paper)	Marks awarded by Hon'ble Interview Board members			Average marks obtained in Interview (M+N+O)/3	Grand Total marks obtained by candidate (J+P)
					P-I	P-II	P-III	P-IV				Interviewer# 1	Interviewer #2	Interviewer# 3		
A	B	C	D	E	F	G	H	I	J	K	L	M	N	O	P	Q
20	4781	Male	03/08/1985	General	51.0	78.0	70.0	65.0	264	66.00	42.5	30	35	42	35.67	299.67
21	4204	Female	28/11/1984	General	65.0	76.0	61.5	62.0	264.5	66.13	37	30	32	40	34	298.50
22	2780	Male	31/03/1988	OBC	60.0	84.0	65.0	50.0	259	64.75	33.5	32	37	40	36.33	295.33
23	4740	Female	06/04/1988	General	56.0	66.0	76.0	57.0	255	63.75	33	43	36	42	40.33	295.33
24	4490	Female	02/09/1990	OBC	58.0	72.0	70.0	60.5	260.5	65.13	29.5	35	32	35	34	294.5
25	4831	Male	18/02/1985	General	56.0	67.0	73.0	59.5	255.5	63.88	40	39	38	39	38.67	294.17
26	3369	Female	26/12/1980	General	66.0	61.0	56.5	77.5	261	65.25	39.5	32	32	35	33	294
27	3823	Male	01/03/1982	OBC	56.0	68.0	71.5	61.0	256.5	64.13	41	33	34	40	35.67	292.17
28	3172	Female	21/01/1980	OBC	58.0	74.0	59.0	64.5	255.5	63.88	43.5	37	35	35	35.67	291.17
29	2165	Female	28/11/1988	General	60.0	56.0	66.0	67.0	249	62.25	38	41	40	42	41	290
30	4934	Female	07/05/1989	General	56.0	73.0	67.0	57.5	253.5	63.38	37.5	34	37	38	36.33	289.83
31	4794	Female	28/11/1984	General	69.0	67.0	56.0	60.5	252.5	63.13	36	34	35	42	37	289.5
32	4592	Male	03/11/1989	General	49.0	69.0	73.5	66.5	258	64.50	32	30	32	31	31	289
33	3387	Female	10/10/1989	General	62.0	69.0	65.0	56.5	252.5	63.13	36	38	33	38	36.33	288.83
34	3212	Female	19/12/1978	OBC	66.0	64.0	54.5	65.5	250	62.50	36.5	34	40	39	37.67	287.67
35	1037	Male	11/03/1987	OBC	54.0	74.0	52.5	68.5	249	62.25	32	36	39	39	38	287
36	1760	Male	22/10/1980	OBC	58.0	70.0	68.0	58.0	254	63.50	38.5	32	30	35	32.33	286.33
37	4086	Male	23/02/1983	STP	48.0	65.0	71.5	65.5	250	62.50	34	38	35	35	36	286
38	2491	Male	22/04/1988	General	58.0	62.0	64.0	64.0	248	62.00	43	33	35	45	37.67	285.67
39	2259	Female	22/07/1988	SC	57.0	56.0	79.5	53.0	245.5	61.38	41	36	42	40	39.33	284.83
40	2368	Female	15/11/1988	OBC	45.0	70.0	75.5	58.5	249	62.25	43	36	32	32	33.33	282.33
41	2323	Female	14/01/1988	STP	59.0	70.0	63.0	49.5	241.5	60.38	38.5	40	40	41	40.33	281.83
42	4432	Female	12/08/1988	General	54.0	69.0	63.5	61.0	247.5	61.88	33	31	33	39	34.33	281.83
43	1261	Male	26/09/1989	General	58.0	80.0	45.5	61.5	245	61.25	39	36	36	35	35.67	280.67

Sl No.	Roll No	Gender	DoB	Category	Marks awarded in each Paper of written exam				Total marks obtained in written (F+G+H+I)	Percentage marks (J /400 x 100)	Paper-V (Qualifying paper)	Marks awarded by Hon'ble Interview Board members			Average marks obtained in Interview (M+N+O)/3	Grand Total marks obtained by candidate (J+P)
					P-I	P-II	P-III	P-IV				Interviewer# 1	Interviewer# 2	Interviewer# 3		
A	B	C	D	E	F	G	H	I	J	K	L	M	N	O	P	Q
44	3754	Female	09/02/1983	General	53.0	65.0	65.5	61.0	244.5	61.13	37.5	35	36	35	35.33	279.83
45	1116	Male	28/02/1990	OBC	54.0	67.0	50.5	68.5	240	60.00	20	36	41	40	39	279
46	4567	Female	13/03/1987	General	61.0	58.0	65.0	56.0	240	60.00	35.5	39	37	40	38.67	278.67
47	2417	Female	02/07/1988	SC	44.0	55.0	76.0	56.5	231.5	57.88	42	45	43	44	44	275.5
48	1890	Female	11/01/1980	STP	63.0	70.0	51.5	50.0	234.5	58.63	33	41	38	42	40.33	274.83
49	4193	Female	07/10/1989	OBC	46.0	58.0	64.0	74.0	242	60.50	29	30	33	35	32.67	274.67
50	2015	Female	19/10/1979	STP	52.0	60.0	59.5	58.5	230	57.50	29.5	32	32	32	32	262
51	4494	Male	01/01/1978	STP	49.0	61.0	49.0	67.5	226.5	56.63	41.5	33	31	35	33	259.5
52	4393	Female	30/12/1976	STP	61.0	61.0	55.0	48.0	225	56.25	37.5	33	31	35	33	258
53	1838	Male	30/06/1988	STP	56.0	67.0	57.0	41.0	221	55.25	25	31	32	32	31.67	252.67

NO 9.5-1b



The Gauhati High Court at Guwahati

(The High Court of Assam, Nagaland, Mizoram and Arunachal Pradesh)

Final Tabulation of Marks (RANK WISE) of 23 candidates who did not qualify in the Viva voce

held in connection with direct recruitment to Grade-III of Assam Judicial Service (Advt. dtd 2-12-2014)

Sl No.	Roll No	Gender	DoB	Category	Marks awarded in each Paper of written exam				Total marks obtained in written (F+G+H+I)	Percentage marks (J /400 x 100)	Paper-V (Qualifying paper)	Marks awarded by Hon'ble Interview Board members			Average marks obtained in Interview (M+N+O)/3	Grand Total marks obtained by candidate (J+P)
					P-I	P-II	P-III	P-IV				Interviewer# 1	Interviewer #2	Interviewer# 3		
A	B	C	D	E	F	G	H	I	J	K	L	M	N	O	P	Q
1	4312	Female	21/01/1981	General	77.0	65.0	77.0	67.5	286.5	71.63	38	22	27	25	24.67	311.17
2	4950	Female	24/01/1983	General	67.0	68.0	78.5	67.0	280.5	70.13	36.5	26	27	25	26	306.5
3	4330	Male	01/08/1980	OBC	46.0	69.0	77.0	78.5	270.5	67.63	40	20	27	24	23.67	294.17
4	4351	Male	20/01/1989	General	55.0	71.0	63.0	76.5	265.5	66.38	42	22	28	25	25	290.5
5	4985	Female	01/03/1981	General	72.0	74.0	56.5	62.5	265	66.25	42	24	26	25	25	290
6	2893	Male	02/08/1988	General	63.0	73.0	67.5	59.0	262.5	65.63	40	23	27	20	23.33	285.83
7	1730	Male	13/09/1979	General	64.0	64.0	69.5	62.0	259.5	64.88	38	20	27	20	22.33	281.83
8	1827	Male	07/05/1988	General	55.0	69.0	63.5	68.0	255.5	63.88	32.5	24	28	25	25.67	281.17
9	2876	Male	20/11/1988	General	60.0	65.0	61.5	72.0	258.5	64.63	38	24	20	23	22.33	280.83
10	2850	Male	20/02/1989	General	61.0	60.0	75.0	62.5	258.5	64.63	17.5	22	22	22	22	280.5
11	4231	Male	10/08/1987	General	53.0	70.0	63.0	69.5	255.5	63.88	42	25	24	22	23.67	279.17
12	1370	Male	13/04/1981	General	56.0	73.0	68.0	60.0	257	64.25	26	18	28	20	22	279
13	1826	Male	01/03/1983	General	47.0	68.0	74.0	64.0	253	63.25	40.5	25	27	25	25.67	278.67
14	4932	Male	31/05/1978	General	60.0	70.0	64.5	59.5	254	63.50	42	16	20	29	21.67	275.67
15	2853	Male	08/09/1981	General	58.0	65.0	61.0	65.5	249.5	62.38	44	26	28	22	25.33	274.83
16	4759	Female	04/11/1982	General	54.0	67.0	71.0	57.5	249.5	62.38	32	20	29	25	24.67	274.17
17	2958	Male	01/01/1981	General	66.0	72.0	64.5	46.0	248.5	62.13	43	27	29	20	25.33	273.83
18	4999	Male	08/12/1987	General	52.0	74.0	59.0	63.0	248	62.00	34.5	20	23	23	22	270
19	4705	Female	29/09/1988	General	54.0	67.0	71.0	52.5	244.5	61.13	40	19	28	23	23.33	267.83



Sl No.	Roll No	Gender	DoB	Category	Marks awarded in each Paper of written exam				Total marks obtained in written (F+G+H+I)	Percentage marks (J /400 x 100)	Paper-V (Qualifying paper)	Marks awarded by Hon'ble Interview Board members			Average marks obtained in Interview (M+N+O)/3	Grand Total marks obtained by candidate (J+P)
					P-I	P-II	P-III	P-IV				Interviewer# 1	Interviewer #2	Interviewer# 3		
A	B	C	D	E	F	G	H	I	J	K	L	M	N	O	P	Q
20	3909	Male	19/11/1990	General	45.0	60.0	66.5	72.0	243.5	60.88	28	22	23	20	21.67	265.17
21	2928	Male	30/01/1980	General	63.0	70.0	48.5	59.5	241	60.25	37	25	25	20	23.33	264.33
22	1895	Male	20/03/1974	SC	43.0	48.0	65.0	60.0	216	54.00	34	24	25	20	23	239
23	4100	Female	15/06/1978	SC	46.0	59.0	41.0	64.5	210.5	52.63	34.5	20	28	25	24.33	234.83

NP 9.5.16



The Gauhati High Court at Guwahati
(The High Court of Assam, Nagaland, Mizoram and Arunachal Pradesh)

Rank wise tabulation


of marks for Main Written Examination held in connection with direct recruitment to Grade-III of Assam Judicial Service
(Advt. dtd 2-12-2014)

Sl No.	Roll No.	Gender	Category	Marks awarded in each Paper of written exam				Total marks obtained in written (I+II+III+IV)	Percentage (Total mark obtained /400 x 100)	Paper-V (Qualifying paper)	Remarks, if any
				P-I	P-II	P-III	P-IV				
1	1228	Female	General	60.0	82.0	85.5	70.0	297.5	74.38	40.5	
2	4154	Female	General	70.0	77.0	70.0	76.5	293.5	73.38	41	
3	4340	Male	General	76.0	76.0	65.5	72.0	289.5	72.38	44	
4	4376	Male	General	77.0	70.0	65.0	77.5	289.5	72.38	36.5	
5	4312	Female	General	77.0	65.0	77.0	67.5	286.5	71.63	38	
6	4749	Male	General	60.0	79.0	76.5	68.0	283.5	70.88	41.5	
7	4950	Female	General	67.0	68.0	78.5	67.0	280.5	70.13	36.5	
8	1093	Female	General	75.0	66.0	65.5	71.5	278	69.50	34	
9	2537	Male	General	74.0	73.0	60.5	69.5	277	69.25	43	
10	4763	Female	General	64.0	66.0	78.0	68.5	276.5	69.13	37.5	
11	1870	Male	General	68.0	80.0	69.5	56.5	274	68.50	41.5	
12	3826	Female	OBC	72.0	70.0	68.0	64.0	274	68.50	35.5	
13	1373	Female	General	78.0	67.0	57.5	70.0	272.5	68.13	43	
14	1809	Male	General	51.0	78.0	76.5	65.5	271	67.75	28.5	
15	4330	Male	OBC	46.0	69.0	77.0	78.5	270.5	67.63	40	
16	3943	Male	General	60.0	70.0	75.0	63.0	268	67.00	33.5	
17	4492	Male	STP	57.0	68.0	70.5	70.5	266	66.50	31	
18	2000	Female	General	68.0	65.0	73.5	59.0	265.5	66.38	34	
19	4351	Male	General	55.0	71.0	63.0	76.5	265.5	66.38	42	
20	4985	Female	General	72.0	74.0	56.5	62.5	265	66.25	42	
21	4204	Female	General	65.0	76.0	61.5	62.0	264.5	66.13	37	
22	3154	Male	PWD	67.0	66.0	57.5	73.5	264	66.00	39	
23	4781	Male	General	51.0	78.0	70.0	65.0	264	66.00	42.5	
24	4191	Male	OBC	60.0	60.0	73.0	70.5	263.5	65.88	38.5	
25	2893	Male	General	63.0	73.0	67.5	59.0	262.5	65.63	40	
26	1153	Female	OBC	59.0	74.0	57.0	72.0	262	65.50	43.5	

Handwritten signature and date: 1/3/16



Sl No.	Roll No.	Gender	Category	Marks awarded in each Paper of written exam				Total marks obtained in written (I+II+III+IV)	Percentage (Total mark obtained /400 x 100)	Paper-V (Qualifying paper)	Remarks, if any
				P-I	P-II	P-III	P-IV				
27	3369	Female	General	66.0	61.0	56.5	77.5	261	65.25	39.5	
28	4490	Female	OBC	58.0	72.0	70.0	60.5	260.5	65.13	29.5	
29	1730	Male	General	64.0	64.0	69.5	62.0	259.5	64.88	38	
30	4998	Male	General	64.0	77.0	66.0	52.5	259.5	64.88	34.5	
31	2780	Male	OBC	60.0	84.0	65.0	50.0	259	64.75	33.5	
32	2850	Male	General	61.0	60.0	75.0	62.5	258.5	64.63	17.5	
33	2876	Male	General	60.0	65.0	61.5	72.0	258.5	64.63	38	
34	4592	Male	General	49.0	69.0	73.5	66.5	258	64.50	32	
35	1370	Male	General	56.0	73.0	68.0	60.0	257	64.25	26	
36	3823	Male	OBC	56.0	68.0	71.5	61.0	256.5	64.13	41	
37	1827	Male	General	55.0	69.0	63.5	68.0	255.5	63.88	32.5	
38	3172	Female	OBC	58.0	74.0	59.0	64.5	255.5	63.88	43.5	
39	4231	Male	General	53.0	70.0	63.0	69.5	255.5	63.88	42	
40	4831	Male	General	56.0	67.0	73.0	59.5	255.5	63.88	40	
41	4740	Female	General	56.0	66.0	76.0	57.0	255	63.75	33	
42	1760	Male	OBC	58.0	70.0	68.0	58.0	254	63.50	38.5	
43	4932	Male	General	60.0	70.0	64.5	59.5	254	63.50	42	
44	4934	Female	General	56.0	73.0	67.0	57.5	253.5	63.38	37.5	
45	1826	Male	General	47.0	68.0	74.0	64.0	253	63.25	40.5	
46	3387	Female	General	62.0	69.0	65.0	56.5	252.5	63.13	36	
47	4794	Female	General	69.0	67.0	56.0	60.5	252.5	63.13	36	
48	3212	Female	OBC	66.0	64.0	54.5	65.5	250	62.50	36.5	
49	4086	Male	STP	48.0	65.0	71.5	65.5	250	62.50	34	
50	2853	Male	General	58.0	65.0	61.0	65.5	249.5	62.38	44	
51	4759	Female	General	54.0	67.0	71.0	57.5	249.5	62.38	32	
52	1037	Male	OBC	54.0	74.0	52.5	68.5	249	62.25	32	
53	2165	Female	General	60.0	56.0	66.0	67.0	249	62.25	38	
54	2368	Female	OBC	45.0	70.0	75.5	58.5	249	62.25	43	
55	2958	Male	General	66.0	72.0	64.5	46.0	248.5	62.13	43	




Sl No.	Roll No.	Gender	Category	Marks awarded in each Paper of written exam				Total marks obtained in written (I+II+III+IV)	Percentage (Total mark obtained /400 x 100)	Paper-V (Qualifying paper)	Remarks, if any
				P-I	P-II	P-III	P-IV				
56	2491	Male	General	58.0	62.0	64.0	64.0	248	62.00	43	
57	4999	Male	General	52.0	74.0	59.0	63.0	248	62.00	34.5	
58	4432	Female	General	54.0	69.0	63.5	61.0	247.5	61.88	33	
59	2259	Female	SC	57.0	56.0	79.5	53.0	245.5	61.38	41	
60	3754	Female	General	53.0	65.0	65.5	61.0	244.5	61.13	37.5	
61	4705	Female	General	54.0	67.0	71.0	52.5	244.5	61.13	40	
62	1261	Male	General	58.0	80.0	45.5	61.5	245	61.25	39	
63	3909	Male	General	45.0	60.0	66.5	72.0	243.5	60.88	28	
64	4255	Female	General	38.0	67.0	67.5	70.5	243	60.75	41	
65	4193	Female	OBC	46.0	58.0	64.0	74.0	242	60.50	29	
66	2323	Female	STP	59.0	70.0	63.0	49.5	241.5	60.38	38.5	
67	2928	Male	General	63.0	70.0	48.5	59.5	241	60.25	37	
68	1898	Male	General	43.0	60.0	71.5	66.0	240.5	60.13	38.5	
69	1116	Male	OBC	54.0	67.0	50.5	68.5	240	60.00	20	
70	4567	Female	General	61.0	58.0	65.0	56.0	240	60.00	35.5	
71	3284	Female	General	53.0	67.0	54.5	65.0	239.5	59.88	35	
72	2410	Male	OBC	44.0	58.0	76.5	60.0	238.5	59.63	44	
73	1453	Female	OBC	52.0	63.0	59.5	63.5	238	59.50	39.5	
74	2493	Male	General	54.0	60.0	67.5	56.0	237.5	59.38	37.5	
75	3037	Female	OBC	52.0	73.0	60.0	52.5	237.5	59.38	36.5	
76	2455	Female	OBC	49.0	56.0	69.5	62.5	237	59.25	43	
77	1929	Female	General	57.0	73.0	57.0	49.0	236	59.00	45.5	
78	3261	Male	General	43.0	53.0	67.5	72.0	235.5	58.88	37	
79	1129	Male	General	50.0	57.0	56.5	71.5	235	58.75	27	
80	2022	Female	General	51.0	58.0	65.0	61.0	235	58.75	32.5	
81	1890	Female	STP	63.0	70.0	51.5	50.0	234.5	58.63	33	
82	2313	Female	General	49.0	57.0	71.0	57.5	234.5	58.63	45	
83	4367	Male	General	48.0	56.0	70.0	60.5	234.5	58.63	33	
84	2944	Female	OBC	60.0	62.0	56.0	56.0	234	58.50	42	




WMA

Sl No.	Roll No.	Gender	Category	Marks awarded in each Paper of written exam				Total marks obtained in written (I+II+III+IV)	Percentage (Total mark obtained /400 x 100)	Paper-V (Qualifying paper)	Remarks, if any
				P-I	P-II	P-III	P-IV				
85	3714	Female	General	67.0	71.0	42.5	53.5	234	58.50	27	
86	5020	Female	General	52.0	61.0	66.5	54.5	234	58.50	31.5	
87	3693	Female	General	58.0	63.0	64.0	48.0	233	58.25	34	
88	3797	Male	General	45.0	57.0	69.5	61.5	233	58.25	39	
89	4081	Female	General	65.0	63.0	54.0	51.0	233	58.25	30	
90	2477	Male	General	61.0	65.0	49.0	57.5	232.5	58.13	40.5	
91	2562	Female	General	46.0	58.0	65.0	63.5	232.5	58.13	8	
92	3566	Female	General	54.0	72.0	57.0	49.5	232.5	58.13	40	
93	4166	Female	OBC	61.0	70.0	34.0	67.0	232	58.00	38.5	
94	1194	Male	General	47.0	58.0	55.0	71.5	231.5	57.88	36.5	
95	1505	Female	General	62.0	71.0	43.5	55.0	231.5	57.88	36	
96	2011	Male	General	56.0	64.0	52.5	59.0	231.5	57.88	28.5	
97	2075	Female	General	47.0	62.0	63.5	59.0	231.5	57.88	39	
98	2417	Female	SC	44.0	55.0	76.0	56.5	231.5	57.88	42	
99	1928	Female	General	50.0	62.0	60.0	59.0	231	57.75	38	
100	4408	Female	General	43.0	59.0	57.5	71.5	231	57.75	39.5	
101	2020	Male	OBC	61.0	52.0	64.0	53.5	230.5	57.63	34.5	
102	2280	Male	General	63.0	67.5	50.5	49.5	230.5	57.63	40.5	
103	2747	Male	OBC	49.0	63.0	58.0	60.5	230.5	57.63	36.5	
104	2015	Female	STP	52.0	60.0	59.5	58.5	230	57.50	29.5	
105	4957	Male	General	45.0	67.0	65.5	52.5	230	57.50	21	
106	5042	Male	General	58.0	56.0	58.5	57.5	230	57.50	34	
107	4681	Male	OBC	49.0	56.0	63.0	60.5	228.5	57.13	35.5	
108	4754	Female	General	52.0	71.0	54.0	51.5	228.5	57.13	39	
109	4595	Male	General	45.0	70.0	56.5	56.5	228	57.00	39	
110	1111	Female	General	39.0	58.0	66.5	64.0	227.5	56.88	24	
111	2380	Female	General	50.0	63.0	62.5	52.0	227.5	56.88	44.5	
112	3748	Male	General	61.0	60.0	35.0	71.5	227.5	56.88	40.5	
113	1400	Male	General	64.0	63.0	43.5	56.5	227	56.75	40.5	




Sl No.	Roll No.	Gender	Category	Marks awarded in each Paper of written exam				Total marks obtained in written (I+II+III+IV)	Percentage (Total mark obtained /400 x 100)	Paper-V (Qualifying paper)	Remarks, if any
				P-I	P-II	P-III	P-IV				
114	3273	Female	General	45.0	58.0	57.0	67.0	227	56.75	41	
115	4494	Male	STP	49.0	61.0	49.0	67.5	226.5	56.63	41.5	
116	3100	Female	OBC	39.0	62.0	51.5	73.5	226	56.50	40	
117	2292	Female	General	50.0	63.0	59.0	53.5	225.5	56.38	43.5	
118	2550	Male	General	61.0	54.0	56.5	54.0	225.5	56.38	39.5	
119	4758	Female	General	43.0	65.0	54.5	63.0	225.5	56.38	31	
120	3067	Female	General	65.0	58.0	41.0	61.0	225	56.25	26	
121	4393	Female	STP	61.0	61.0	55.0	48.0	225	56.25	37.5	
122	4964	Female	General	47.0	64.0	66.5	47.5	225	56.25	34.5	
123	1506	Female	General	45.0	48.0	70.0	61.5	224.5	56.13	34.5	
124	4671	Female	OBC	51.0	50.0	70.0	52.5	223.5	55.88	42.5	
125	1217	Female	General	46.0	69.0	47.0	60.5	222.5	55.63	36	
126	2847	Male	General	35.0	64.0	65.0	58.5	222.5	55.63	35	
127	1412	Female	OBC	51.0	52.0	52.0	67.0	222	55.50	38	
128	2805	Female	OBC	52.0	52.0	65.0	52.5	221.5	55.38	43	
129	1838	Male	STP	56.0	67.0	57.0	41.0	221	55.25	25	
130	5039	Male	OBC	52.0	67.0	49.0	53.0	221	55.25	39	
131	3511	Female	General	55.0	57.0	53.5	55.0	220.5	55.13	32	
132	1101	Male	General	47.0	59.0	46.0	68.0	220	55.00	39.5	
133	1879	Female	General	47.0	62.0	51.0	60.0	220	55.00	42.5	
134	2848	Male	General	50.0	63.0	51.5	55.5	220	55.00	37	
135	3689	Female	OBC	41.0	49.0	75.0	55.0	220	55.00	38	
136	3576	Male	General	57.0	66.0	56.5	40.0	219.5	54.88	29.5	
137	4236	Female	General	42.0	60.0	58.0	58.5	218.5	54.63	39	
138	2843	Male	General	55.0	61.0	47.0	55.0	218	54.50	41.5	
139	2887	Male	General	51.0	68.0	48.5	50.5	218	54.50	40.5	
140	4984	Female	General	40.0	62.0	51.0	65.0	218	54.50	39	
141	1936	Female	OBC	44.0	65.0	55.0	53.0	217	54.25	39.5	
142	4886	Female	OBC	46.0	57.0	54.0	60.0	217	54.25	44	




Sl No.	Roll No.	Gender	Category	Marks awarded in each Paper of written exam				Total marks obtained in written (I+II+III+IV)	Percentage (Total mark obtained /400 x 100)	Paper-V (Qualifying paper)	Remarks, if any
				P-I	P-II	P-III	P-IV				
143	3636	Female	General	51.0	56.0	47.5	62.0	216.5	54.13	27.5	
144	1895	Male	SC	43.0	48.0	65.0	60.0	216	54.00	34	
145	3192	Male	OBC	42.0	70.0	41.5	62.0	215.5	53.88	40.5	
146	4333	Male	MOBC	56.0	64.0	44.5	51.0	215.5	53.88	45.5	
147	1667	Male	MOBC	42.0	47.0	70.0	55.5	214.5	53.63	38	
148	2224	Female	General	48.0	54.0	51.0	61.5	214.5	53.63	34	
149	1162	Female	OBC	56.0	69.0	35.0	54.0	214	53.50	36	
150	1560	Female	General	58.0	50.0	62.0	44.0	214	53.50	28.5	
151	1736	Male	General	40.0	60.0	54.5	59.5	214	53.50	24.5	
152	2835	Male	OBC	52.0	57.0	45.5	59.5	214	53.50	36	
153	3478	Female	OBC	67.0	60.0	45.5	41.0	213.5	53.38	44	
154	4424	Male	General	47.0	56.0	52.0	58.5	213.5	53.38	29	
155	3792	Female	General	36.0	59.0	65.0	53.0	213	53.25	44	
156	1583	Male	General	50.0	56.0	59.5	47.0	212.5	53.13	39	
157	3517	Male	OBC	45.0	68.0	42.5	57.0	212.5	53.13	40	
158	4619	Male	OBC	52.0	53.0	54.0	53.5	212.5	53.13	36.5	
159	4885	Female	General	44.0	71.0	55.5	42.0	212.5	53.13	43.5	
160	2394	Female	OBC	55.0	59.0	37.5	60.0	211.5	52.88	44	
161	1590	Male	General	34.0	72.0	55.5	49.5	211	52.75	22.5	
162	1845	Male	OBC	45.0	57.0	64.0	44.5	210.5	52.63	41	
163	3149	Female	General	50.0	71.0	41.5	48.0	210.5	52.63	37.5	
164	4100	Female	SC	46.0	59.0	41.0	64.5	210.5	52.63	34.5	
165	4920	Female	General	39.0	63.0	50.0	58.5	210.5	52.63	38.5	
166	3250	Male	General	50.0	51.0	48.5	60.0	209.5	52.38	45.5	
167	5038	Female	MOBC	54.0	56.0	52.5	47.0	209.5	52.38	41	
168	2013	Female	General	61.0	58.0	50.5	39.5	209	52.25	33	
169	4793	Male	General	58.0	63.0	39.0	49.0	209	52.25	21	
170	4938	Female	General	64.0	58.0	38.5	48.5	209	52.25	40	
171	4943	Female	General	48.0	51.0	61.5	48.5	209	52.25	38	



Sl No.	Roll No.	Gender	Category	Marks awarded in each Paper of written exam				Total marks obtained in written (I+II+III+IV)	Percentage (Total mark obtained /400 x 100)	Paper-V (Qualifying paper)	Remarks, if any
				P-I	P-II	P-III	P-IV				
172	3425	Female	General	36.0	62.0	46.0	64.0	208	52.00	41	
173	1023	Male	General	53.0	49.0	37.0	68.0	207	51.75	41.5	
174	3461	Male	General	49.0	50.0	44.0	64.0	207	51.75	25	
175	4229	Female	General	43.0	59.0	46.0	59.0	207	51.75	35	
176	4495	Male	General	53.0	66.0	37.0	50.5	206.5	51.63	23	
177	4298	Female	General	52.0	56.0	33.0	64.5	205.5	51.38	37.5	
178	4354	Female	General	53.0	58.0	44.5	50.0	205.5	51.38	33	
179	2854	Male	General	43.0	65.0	38.0	58.5	204.5	51.13	39.5	
180	4682	Male	General	50.0	60.0	41.0	53.5	204.5	51.13	36.5	
181	1527	Female	General	43.0	58.0	54.5	48.5	204	51.00	44	
182	3765	Male	OBC	43.0	55.0	37.0	69.0	204	51.00	28.5	
183	1017	Male	General	47.0	63.0	38.0	55.5	203.5	50.88	33.5	
184	3498	Female	General	43.0	57.0	41.0	62.5	203.5	50.88	37	
185	4251	Male	General	40.0	55.0	50.0	57.5	202.5	50.63	38	
186	3236	Male	General	51.0	63.0	43.0	45.0	202	50.50	30	
187	3627	Male	OBC	47.0	69.0	40.5	45.5	202	50.50	37	
188	1487	Male	SC	42.0	78.0	35.5	46.0	201.5	50.38	41	
189	4564	Male	General	38.0	55.0	53.5	54.5	201	50.25	25	
190	1679	Male	STP	45.0	57.0	61.5	37.0	200.5	50.13	36	
191	3365	Male	General	34.0	59.0	48.5	59.0	200.5	50.13	34.5	
192	3010	Female	SC	39.0	59.0	50.5	51.5	200	50.00	36	
193	4006	Female	General	52.0	63.0	39.5	45.0	199.5	49.88	24	
194	1156	Female	General	32.0	60.0	54.0	53.0	199	49.75	35	
195	1635	Female	OBC	40.0	58.0	58.0	42.5	198.5	49.63	35.5	
196	5023	Male	General	44.0	54.0	49.5	51.0	198.5	49.63	36.5	
197	1112	Male	General	38.0	54.0	48.5	57.5	198	49.50	37.5	
198	2731	Female	General	48.0	75.0	28.5	46.5	198	49.50	43.5	
199	3267	Female	OBC	47.0	40.0	43.5	67.0	197.5	49.38	30.5	
200	1543	Male	SC	43.0	54.0	51.0	48.5	196.5	49.13	40	




Sl No.	Roll No.	Gender	Category	Marks awarded in each Paper of written exam				Total marks obtained in written (I+II+III+IV)	Percentage (Total mark obtained /400 x 100)	Paper-V (Qualifying paper)	Remarks, if any
				P-I	P-II	P-III	P-IV				
201	3317	Female	General	41.0	54.0	40.5	61.0	196.5	49.13	43	
202	3688	Female	OBC	50.0	56.0	46.5	43.5	196	49.00	37	
203	4140	Female	OBC	42.0	52.0	47.0	54.0	195	48.75	33	
204	4318	Male	General	39.0	51.0	35.5	69.5	195	48.75	34	
205	2216	Male	General	47.0	66.0	30.0	51.5	194.5	48.63	41.5	
206	2566	Male	OBC	40.0	47.0	45.0	62.5	194.5	48.63	19.5	
207	4444	Female	General	39.0	56.0	42.5	57.0	194.5	48.63	38	
208	4718	Female	General	57.0	58.0	39.0	40.5	194.5	48.63	42.5	
209	2851	Male	General	39.0	66.0	40.0	49.0	194	48.50	35	
210	4019	Male	General	54.0	61.0	35.0	44.0	194	48.50	39.5	
211	1077	Male	General	65.0	57.0	20.5	51.0	193.5	48.38	42.5	
212	1418	Female	General	50.0	58.0	40.5	45.0	193.5	48.38	38.5	
213	2047	Female	General	43.0	54.0	55.5	41.0	193.5	48.38	43.5	
214	2715	Male	MOBC	55.0	71.0	17.5	49.5	193	48.25	28.5	
215	4405	Male	General	52.0	66.0	17.5	57.5	193	48.25	37	
216	4953	Female	OBC	53.0	66.0	37.0	37.0	193	48.25	33	
217	2111	Male	General	48.0	44.0	49.5	51.0	192.5	48.13	32	
218	3113	Male	OBC	43.0	64.0	29.5	56.0	192.5	48.13	37	
219	3665	Female	STP	48.0	52.0	49.5	43.0	192.5	48.13	38.5	
220	4069	Female	General	30.0	55.0	40.5	65.5	191	47.75	18.5	
221	4329	Male	General	46.0	58.0	26.0	61.0	191	47.75	39	
222	1767	Male	General	37.0	40.0	51.5	61.5	190	47.50	8	
223	4498	Female	General	44.0	46.0	36.0	64.0	190	47.50	39	
224	4796	Male	OBC	39.0	52.0	49.0	50.0	190	47.50	34.5	
225	4798	Female	General	33.0	76.0	45.0	36.0	190	47.50	33.5	
226	3843	Female	OBC	38.0	54.0	51.5	46.0	189.5	47.38	45	
227	1917	Male	General	40.0	64.0	39.5	45.5	189	47.25	33.5	
228	2018	Female	General	42.0	45.0	49.5	52.0	188.5	47.13	23.5	
229	2053	Female	OBC	41.0	45.0	52.5	50.0	188.5	47.13	41.5	



Sl No.	Roll No.	Gender	Category	Marks awarded in each Paper of written exam				Total marks obtained in written (I+II+III+IV)	Percentage (Total mark obtained /400 x 100)	Paper-V (Qualifying paper)	Remarks, if any
				P-I	P-II	P-III	P-IV				
230	3346	Male	General	50.0	46.0	33.5	59.0	188.5	47.13	26	
231	3070	Female	General	40.0	57.0	33.5	57.5	188	47.00	36	
232	3849	Female	STH	47.0	50.0	47.0	44.0	188	47.00	41.5	
233	2833	Male	General	41.0	49.0	48.5	49.0	187.5	46.88	33	
234	3451	Male	OBC	39.0	58.0	32.0	58.0	187	46.75	33	
235	3334	Female	General	39.0	62.0	40.5	45.0	186.5	46.63	28	
236	3932	Male	General	52.0	66.0	20.0	48.5	186.5	46.63	40.5	
237	2159	Female	General	45.0	53.0	38.0	50.0	186	46.50	39	
238	3102	Female	General	37.0	55.0	46.0	48.0	186	46.50	39.5	
239	2708	Male	General	50.0	62.0	19.5	54.0	185.5	46.38	35.5	
240	4505	Female	OBC	51.0	39.0	36.5	59.0	185.5	46.38	41	
241	2600	Female	General	44.0	54.0	31.0	56.0	185	46.25	39	
242	4309	Female	General	35.0	50.0	42.5	57.5	185	46.25	37.5	
243	3838	Female	General	50.0	55.0	37.5	42.0	184.5	46.13	40	
244	2174	Female	SC	46.0	55.0	34.0	47.5	182.5	45.63	45	
245	2748	Female	OBC	40.0	57.0	31.0	54.5	182.5	45.63	38	
246	2749	Female	General	32.0	68.0	58.0	24.5	182.5	45.63	35	
247	1118	Female	General	53.0	59.0	40.0	30.0	182	45.50	44.5	
248	3759	Male	General	40.0	47.0	36.0	59.0	182	45.50	35	
249	1191	Male	SC	37.0	52.0	38.5	54.0	181.5	45.38	42	
250	4617	Male	General	45.0	52.0	38.0	46.5	181.5	45.38	20	
251	3819	Male	General	47.0	67.0	27.5	39.5	181	45.25	38.5	
252	4249	Female	General	37.0	55.0	39.5	49.5	181	45.25	40	
253	4563	Male	General	39.0	49.0	28.5	64.5	181	45.25	28.5	
254	4788	Male	OBC	40.0	56.0	44.5	40.5	181	45.25	32.5	
255	1259	Male	General	39.0	64.0	27.5	50.0	180.5	45.13	21	
256	4151	Female	General	47.0	61.0	13.5	59.0	180.5	45.13	43	
257	1325	Female	OBC	37.0	51.0	41.5	50.0	179.5	44.88	36.5	
258	2766	Female	General	39.0	73.0	21.0	46.5	179.5	44.88	30.5	



Sl No.	Roll No.	Gender	Category	Marks awarded in each Paper of written exam				Total marks obtained in written (I+II+III+IV)	Percentage (Total mark obtained /400 x 100)	Paper-V (Qualifying paper)	Remarks, if any
				P-I	P-II	P-III	P-IV				
259	3049	Male	General	39.0	49.0	39.0	52.0	179	44.75	38	
260	3757	Male	SC	35.0	55.0	41.0	48.0	179	44.75	33	
261	1127	Male	General	41.0	52.0	35.0	50.5	178.5	44.63	40	
262	2225	Male	STP	35.0	54.0	37.0	52.5	178.5	44.63	35	
263	2560	Male	General	41.0	53.0	33.0	51.5	178.5	44.63	36	
264	1930	Male	SC	39.0	62.0	45.5	31.5	178	44.50	27	
265	3338	Female	General	41.0	62.0	32.0	42.5	177.5	44.38	38	
266	4946	Male	General	62.0	59.0	39.0	17.5	177.5	44.38	25	
267	1284	Female	General	28.0	54.0	38.5	56.5	177	44.25	36.5	
268	1349	Male	SC	34.0	53.5	47.5	42.0	177	44.25	41.5	
269	2190	Female	SC	43.0	46.0	40.5	47.5	177	44.25	46	
270	2718	Female	General	52.0	39.0	28.5	57.5	177	44.25	35.5	
271	2915	Male	General	39.0	57.0	33.0	48.0	177	44.25	37	
272	3606	Female	OBC	49.0	53.0	30.5	44.5	177	44.25	37.5	
273	4500	Female	OBC	45.0	56.0	34.0	41.0	176	44.00	39	
274	1690	Female	SC	41.0	51.0	38.5	45.0	175.5	43.88	37	
275	1971	Male	General	38.0	43.0	46.0	48.5	175.5	43.88	26.5	
276	2334	Male	PWD	33.0	55.0	41.0	45.5	174.5	43.63	38.5	
277	2345	Female	OBC	38.0	52.0	42.5	42.0	174.5	43.63	42.5	
278	3213	Female	OBC	44.0	56.0	29.5	45.0	174.5	43.63	34.5	
279	4475	Female	General	42.0	50.0	27.0	55.5	174.5	43.63	37	
280	2526	Female	OBC	46.0	66.0	16.5	45.5	174	43.50	40	
281	4555	Female	OBC	48.0	46.0	21.5	58.5	174	43.50	40	
282	1117	Male	SC	24.0	58.0	58.0	32.0	172	43.00	28	
283	1176	Female	OBC	31.0	56.0	40.0	45.0	172	43.00	39.5	
284	1747	Male	General	40.0	51.0	46.0	35.0	172	43.00	36.5	
285	3628	Male	STP	40.0	47.0	36.5	47.5	171	42.75	38.5	
286	2897	Male	General	42.0	61.0	27.5	39.5	170	42.50	28.5	
287	3112	Female	General	49.0	51.0	36.0	33.5	169.5	42.38	23	



Sl No.	Roll No.	Gender	Category	Marks awarded in each Paper of written exam				Total marks obtained in written (I+II+III+IV)	Percentage (Total mark obtained /400 x 100)	Paper-V (Qualifying paper)	Remarks, if any
				P-I	P-II	P-III	P-IV				
288	1605	Male	SC	25.0	53.0	48.0	43.0	169	42.25	36	
289	2796	Male	General	41.0	52.0	40.0	36.0	169	42.25	14.5	
290	1021	Male	General	45.0	58.0	29.0	36.5	168.5	42.13	37	
291	1050	Male	General	38.0	52.0	25.0	53.5	168.5	42.13	29	
292	2981	Female	OBC	53.0	39.0	35.5	41.0	168.5	42.13	32	
293	1863	Male	General	29.0	51.0	43.5	44.5	168	42.00	32	
294	4311	Male	STP	40.0	59.0	25.5	43.5	168	42.00	34	
295	3916	Male	General	50.0	71.0	18.0	28.5	167.5	41.88	25.5	
296	4944	Female	General	55.0	49.0	37.0	26.5	167.5	41.88	30	
297	2501	Female	General	43.0	56.0	38.0	30.0	167	41.75	38.5	
298	3679	Female	OBC	37.0	47.0	30.5	51.5	166	41.50	18.5	
299	3834	Male	General	24.0	50.0	46.0	45.0	165	41.25	39	
300	4288	Female	General	37.0	47.0	44.0	37.0	165	41.25	39	
301	4556	Female	OBC	35.0	35.0	36.5	58.0	164.5	41.13	36	
302	1138	Male	OBC	36.0	48.0	32.5	47.0	163.5	40.88	34.5	
303	3081	Female	MOBC	46.0	47.0	24.0	46.5	163.5	40.88	33	
304	4232	Male	General	34.0	66.0	14.5	48.0	162.5	40.63	41	
305	4708	Male	General	36.0	60.0	26.0	40.0	162	40.50	34	
306	3528	Female	OBC	41.0	46.0	19.0	55.5	161.5	40.38	38.5	
307	1147	Female	SC	40.0	63.0	12.5	45.0	160.5	40.13	36	
308	3188	Male	OBC	31.0	51.0	36.5	42.0	160.5	40.13	28	
309	1104	Female	OBC	36.0	56.0	35.5	32.5	160	40.00	39.5	
310	1982	Male	General	31.0	52.0	41.5	35.0	159.5	39.88	19	
311	1571	Male	General	33.0	48.0	36.0	42.0	159	39.75	34	
312	1083	Male	OBC	30.0	55.0	28.5	45.0	158.5	39.63	37	
313	2908	Male	General	35.0	54.0	30.0	39.5	158.5	39.63	34.5	
314	3039	Male	General	33.0	50.0	30.0	45.0	158	39.50	33	
315	2423	Female	General	26.0	52.0	36.5	40.5	155	38.75	42.5	
316	2911	Male	General	30.0	54.0	20.5	50.5	155	38.75	38.5	



UNY

Sl No.	Roll No.	Gender	Category	Marks awarded in each Paper of written exam				Total marks obtained in written (I+II+III+IV)	Percentage (Total mark obtained /400 x 100)	Paper-V (Qualifying paper)	Remarks, if any
				P-I	P-II	P-III	P-IV				
317	3316	Female	MOBC	38.0	47.0	20.5	49.5	155	38.75	28.5	
318	4194	Female	General	27.0	52.0	26.0	49.5	154.5	38.63	35.5	
319	1902	Male	OBC	28.0	47.0	32.0	47.0	154	38.50	33.5	
320	1515	Male	SC	32.0	53.0	36.0	32.5	153.5	38.38	30	
321	3729	Female	General	29.0	48.0	26.0	48.0	151	37.75	39	
322	1079	Female	MOBC	46.0	57.0	13.0	33.5	149.5	37.38	34	
323	2192	Female	General	28.0	58.0	33.5	29.5	149	37.25	44.5	
324	2569	Male	General	30.0	49.0	27.0	43.0	149	37.25	35.5	
325	4963	Female	General	34.0	46.0	27.0	42.0	149	37.25	44.5	
326	4994	Female	STP	31.0	51.0	22.0	45.0	149	37.25	41.5	
327	4630	Male	General	39.0	46.0	30.5	33.0	148.5	37.13	36.5	
328	4854	Male	MOBC	37.0	49.0	32.5	28.5	147	36.75	37	
329	3709	Male	OBC	31.0	60.0	16.5	39.0	146.5	36.63	27.5	
330	4067	Female	General	27.0	51.0	32.0	36.5	146.5	36.63	32.5	
331	4438	Male	STP	33.0	48.0	12.0	53.0	146	36.50	38.5	
332	4347	Female	OBC	34.0	42.0	25.0	44.5	145.5	36.38	37	
333	4331	Male	STP	33.0	43.0	29.0	40.0	145	36.25	19	
334	4425	Female	General	51.0	60.0	17.0	17.0	145	36.25	29.5	
335	1906	Female	OBC	24.0	48.0	34.5	37.0	143.5	35.88	35.5	
336	4557	Female	OBC	24.0	49.0	31.5	38.5	143	35.75	35.5	
337	2561	Female	MOBC	32.0	60.0	9.5	39.5	141	35.25	34	
338	3570	Female	OBC	22.0	57.0	16.5	44.5	140	35.00	39	
339	3875	Male	MOBC	34.0	57.0	8.0	40.5	139.5	34.88	39.5	
340	2269	Female	General	35.0	57.0	18.0	28.0	138	34.50	24	
341	2451	Female	General	33.0	39.0	21.0	45.0	138	34.50	40.5	
342	4034	Female	General	36.0	34.0	25.5	42.0	137.5	34.38	24.5	
343	2026	Female	STP	20.0	47.0	23.0	47.0	137	34.25	33	
344	3108	Male	OBC	28.0	48.0	12.5	46.5	135	33.75	12	
345	3541	Female	General	42.0	43.0	21.5	28.5	135	33.75	41	



Sl No.	Roll No.	Gender	Category	Marks awarded in each Paper of written exam				Total marks obtained in written (I+II+III+IV)	Percentage (Total mark obtained /400 x 100)	Paper-V (Qualifying paper)	Remarks, if any
				P-I	P-II	P-III	P-IV				
346	4765	Female	General	25.0	56.0	17.0	35.5	133.5	33.38	25.5	
347	2299	Male	General	26.0	50.0	19.5	37.0	132.5	33.13	41.5	
348	3013	Female	General	27.0	44.0	16.0	45.0	132	33.00	32.5	
349	3463	Female	General	35.0	44.0	12.0	36.5	127.5	31.88	38	
350	2571	Male	General	22.0	46.0	17.5	41.0	126.5	31.63	36	
351	3322	Female	General	19.0	51.0	9.5	45.0	124.5	31.13	32	
352	1711	Male	General	41.0	45.0	11.5	26.5	124	31.00	26.5	
353	2339	Male	STP	21.0	53.0	24.5	24.0	122.5	30.63	34.5	
354	4065	Female	STP	34.0	50.0	5.0	33.0	122	30.50	41.5	
355	2660	Female	OBC	31.0	43.0	7.5	39.5	121	30.25	31.5	
356	2973	Female	OBC	39.0	48.0	6.5	27.0	120.5	30.13	30	
357	1828	Female	OBC	37.0	57.0	20.5		114.5	28.63		Absent in paper IV & V
358	2498	Female	OBC	31.0	41.0	14.5	26.0	112.5	28.13	41	
359	4038	Female	STP	27.0	43.0	9.5	33.0	112.5	28.13	31.5	
360	5013	Male	OBC	34.0	54.0	5.5	17.5	111	27.75	35.5	
361	2254	Female	OBC	28.0	38.0	15.5	22.0	103.5	25.88	40.5	
362	2408	Female	STP	17.0	49.0	13.5	23.5	103	25.75	37.5	
363	3293	Female	General	30.0	43.0	2.5	26.0	101.5	25.38	32	
364	2321	Female	General	22.0	42.0	5.5	30.5	100	25.00	33	
365	3789	Female	General	42.0	57.0			99	24.75		Absent in papers III, IV & V
366	2599	Female	General	39.0	52.0			91	22.75		Absent in papers III, IV & V
367	4785	Male	SC	22.0	32.0	13.5	23.0	90.5	22.63	35.5	
368	2786	Male	General	26.0	39.0			65	16.25		Absent in papers III, IV & V
369	1136	Male	OBC					0	0.00		Absent in all papers
370	1139	Female	OBC					0	0.00		Absent in all papers
371	1227	Male	General					0	0.00		Absent in all papers
372	1272	Male	OBC					0	0.00		Absent in all papers
373	1310	Female	OBC					0	0.00		Absent in all papers
374	1331	Male	OBC					0	0.00		Absent in all papers



Sl No.	Roll No.	Gender	Category	Marks awarded in each Paper of written exam				Total marks obtained in written (I+II+III+IV)	Percentage (Total mark obtained /400 x 100)	Paper-V (Qualifying paper)	Remarks, if any
				P-I	P-II	P-III	P-IV				
375	1449	Male	SC					0	0.00		Absent in all papers
376	1853	Female	General					0	0.00		Absent in all papers
377	1913	Male	General					0	0.00		Absent in all papers
378	2049	Female	General					0	0.00		Absent in all papers
379	2173	Male	OBC					0	0.00		Absent in all papers
380	2233	Female	General					0	0.00		Absent in all papers
381	2243	Female	General					0	0.00		Absent in all papers
382	2264	Male	General					0	0.00		Absent in all papers
383	2461	Female	OBC					0	0.00		Absent in all papers
384	2475	Male	OBC					0	0.00		Absent in all papers
385	2500	Female	General					0	0.00		Absent in all papers
386	2504	Female	General					0	0.00		Absent in all papers
387	2534	Male	General					0	0.00		Absent in all papers
388	2698	Female	General					0	0.00		Absent in all papers
389	3023	Female	General					0	0.00		Absent in all papers
390	3163	Female	General					0	0.00		Absent in all papers
391	3360	Female	General					0	0.00		Absent in all papers
392	3499	Female	General					0	0.00		Absent in all papers
393	3698	Female	General					0	0.00		Absent in all papers
394	3793	Female	General					0	0.00		Absent in all papers
395	3906	Male	General					0	0.00		Absent in all papers
396	3948	Male	SC					0	0.00		Absent in all papers
397	4022	Male	General					0	0.00		Absent in all papers
398	4172	Female	General					0	0.00		Absent in all papers
399	4243	Male	OBC					0	0.00		Absent in all papers
400	4341	Male	General					0	0.00		Absent in all papers
401	4349	Male	STP					0	0.00		Absent in all papers
402	4353	Male	General					0	0.00		Absent in all papers
403	4386	Male	General					0	0.00		Absent in all papers



Sl No.	Roll No.	Gender	Category	Marks awarded in each Paper of written exam				Total marks obtained in written (I+II+III+IV)	Percentage (Total mark obtained /400 x 100)	Paper-V (Qualifying paper)	Remarks, if any
				P-I	P-II	P-III	P-IV				
404	4491	Female	STH					0	0.00		Absent in all papers
405	4605	Male	General					0	0.00		Absent in all papers
406	4669	Male	SC					0	0.00		Absent in all papers
407	4755	Female	General					0	0.00		Absent in all papers
408	4868	Female	General					0	0.00		Absent in all papers
409	4875	Female	OBC					0	0.00		Absent in all papers
410	4947	Male	General					0	0.00		Absent in all papers
411	5004	Male	General					0	0.00		Absent in all papers



W.D. 1/2/16